

CyberScope® XRF v2.5 Release Notes

April 29, 2024

These CyberScope XRF Release Notes briefly describe the new features and enhancements included in the release.

[See software upgrade Instructions at the end of this document](#)


Version 2.5 New Features

Vulnerability Scanning Improvements

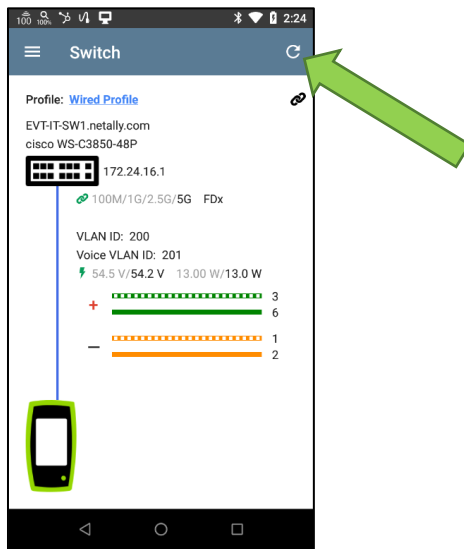
- This release simplifies vulnerability scanning and improves AutoTest workflows by adding multiple enhancements to the CyberScope XRF:
 - The “Quick Scan Plus” script (`nmap -sV -T4 -O --version-light`) is now included as a default Nmap app test. This powerful script can be used to check for vulnerabilities in network services based on the software versions detected. It can also be used as part of an ethical hacking or penetration testing process to gather detailed information about target systems, which can be used to exploit known vulnerabilities. Last, the command can be used to create a detailed inventory of networked devices by cataloging their operating system and service information.
 - The AutoTest app will now automatically use the first Nmap test on your list to initialize an Nmap test target, making the process of vulnerability scanning even easier than before.

New Switch Test app

- The new Switch test app simplifies testing, troubleshooting, and validation by providing a graphical representation of the immediate connection. It uses the IEEE Link Layer Discovery Protocol (LLDP), plus the Cisco and Extreme Discovery Protocols (CDP and EDP) to display the nearest switch name, chassis, model, slot, and port. Plus, displays other critical information like switch MAC/IP address, connected VLAN and VLANs supported, link speed and duplex, connection (MDI or MDI/X), and PoE voltage/power (actual and under TruePower load).
- To use the new app, start by going to the apps selection screen and scroll down until you find the Switch test app. Then, drag the app to your preferred location in the Home screen.



- Afterwards, connect to the switch port you want to test and then tap on the Switch app to run the test. If you want to rerun the test, tap on the refresh icon on the upper right of the screen.



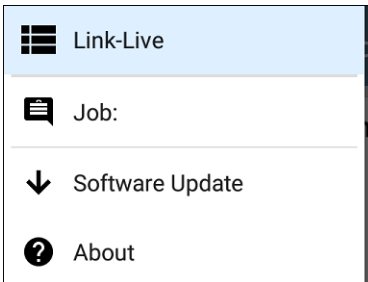
Other changes in version 2.5:

- **Quote Characters in Nmap** – Starting with this release you will be able to include quotes while writing Nmap commands. For example:
 - *"vuln and not smb-vuln-conficker and not smb-vuln-cve2009-3103 and not smb-vuln-ms08-067 and not smb-vuln-regsvc-dos and not ftp-libopie" 192.168.1.45*

Upgrading to Version 2.5

If you have claimed your unit to Link-Live.com, we highly recommend following the Over the Air (OTA) Firmware Update procedure:

1. To check for available software updates at any time, open the Link-Live App from the Home screen.
2. In the Link-Live App, touch the menu icon or swipe right to open the left-side Navigation Drawer.



3. Touch **Software Update**. The Software Update screen opens and displays the version number of any available updates.
4. Touch **Download + Install** to update the System.
5. When finished, the unit will restart.

Thank you for your investment in NetAlly products!

This software update is a key benefit of your AllyCare™ Premium Support Services contract. For more information about AllyCare benefits, see [AllyCare Support · Customer Self-Service \(netally.com\)](https://netally.com)